


Obey the Rules of the Road



1. Watch [this 3½ minute video](#) on how to Obey the Rules of the Road.
2. Read how to Obey the Rules of the Road in part 4 of [Be A Safe Bike Driver](#).

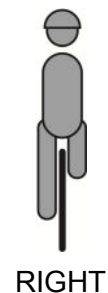
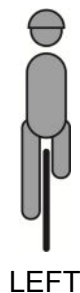
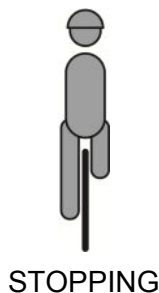
Test your knowledge!

3. Answer TRUE or FALSE for the sentences below:
 - a. Bike drivers do not have to yield to people walking. _____
 - b. Bike drivers should drive their bike on the right side of the road with traffic. _____
 - c. Bike drivers should use hand signals when turning or stopping. _____
 - d. If your bike has reflectors then you don't need lights when riding at night. _____
 - e. Always stop at the end of your driveway and look left, right & left again before entering the road.

 - f. A bike rider does not have to obey traffic signs, signals and laws the way a motorist does.

 - g. You should ride straight and predictably...no surprises! _____
 - h. It is okay to get off your bike and walk it across an intersection. _____

4. In the figures below, add arms to show the correct hand signals for stopping & turning:



(BACK VIEW OF BIKE DRIVER)

Answers

- 3a. *False*: Bikes, like other vehicles, must look out for and yield to people walking.
- 3b. *True*: Bikes, like all vehicles, should travel on the right WITH traffic.
- 3c. *True*: Since bicycles are vehicles, bike drivers must signal all turns just like car drivers.
- 3d. *False*: Reflectors alone are not enough for night riding. Maine law requires bicyclists to use a headlight visible from 200 feet. You must also have a red reflector on the back and reflectors on your pedals or on your shoes.
- 3e. *True*: Anytime you enter a road from your driveway you should stop and look ahead AND you must look left, right and left again to make sure it is safe to enter the roadway.
- 3f. *False*: Since bicycles are managed as vehicles, bike drivers must obey all traffic signs and signals, just like motorists.
- 3g. *True*: Like motorists, it is safest to drive your bike predictably without swerving, unless you are avoiding an obstacle.
- 3h. *True*: It's okay to get off your bike and walk it across an intersection. Make sure you: cross with the signal when available, look left, right and left again before crossing, and make eye contact with drivers who stop in order for you to cross.
4. Correct hand signals:

